

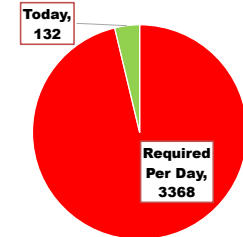
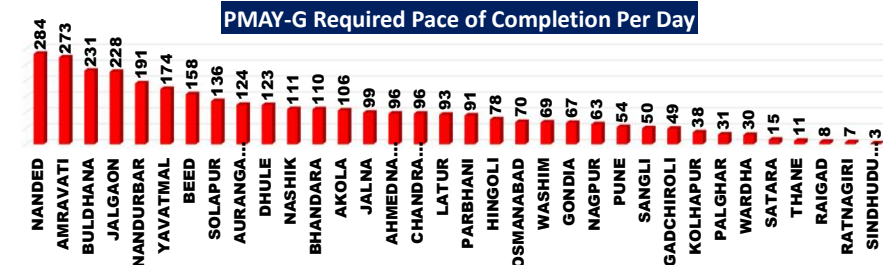
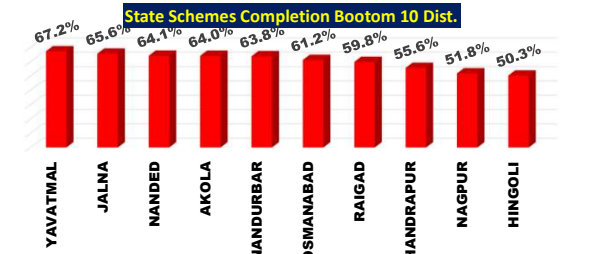
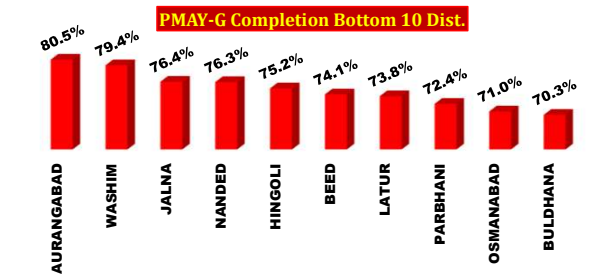
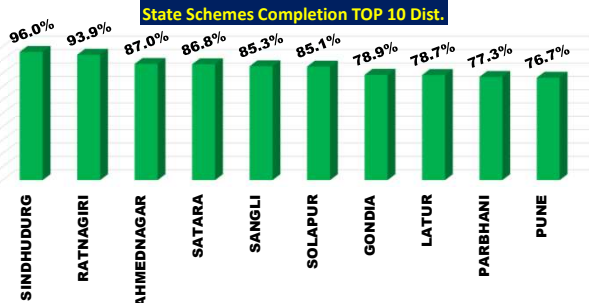
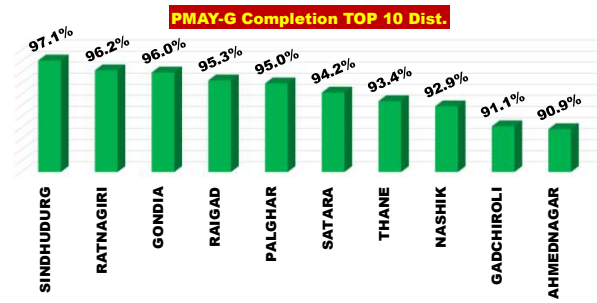


# ग्रामीण गृहनिर्माण

दैनिक प्रगती अहवाल : ०४.११.२०२३

प्रधानमंत्री आवास योजना ग्रामीण – मंजूरी, पूर्ण घरकुले, हप्ते वितरण, भूमिहीन, आर्थिकदृष्ट्या अपूर्ण  
राज्य पुरस्कृत ग्रामीण आवास योजना – मंजूरी, पूर्ण घरकुले, हप्ते वितरण, आर्थिकदृष्ट्या अपूर्ण

योजना	एकूण मंजूरी	दैनिक मंजूरी	एकूण पूर्ण	दैनिक पूर्ण घरकुले	दैनिक पहिला हप्ता वितरीत	दैनिक दुसरा हप्ता वितरीत	दैनिक तिसरा हप्ता वितरीत
प्रधानमंत्री आवास योजना ग्रामीण	१३८३४७१	०	११९१४८८	१३२	०	०	०
राज्य योजना	६३९९३१	४७२	४५३२७६	१९६	०	०	०
एकूण	२०२३४०२	४७२	१६४४७६४	३२८	०	०	०



राज्य व्यवस्थापन कक्ष- ग्रामीण गृहनिर्माण

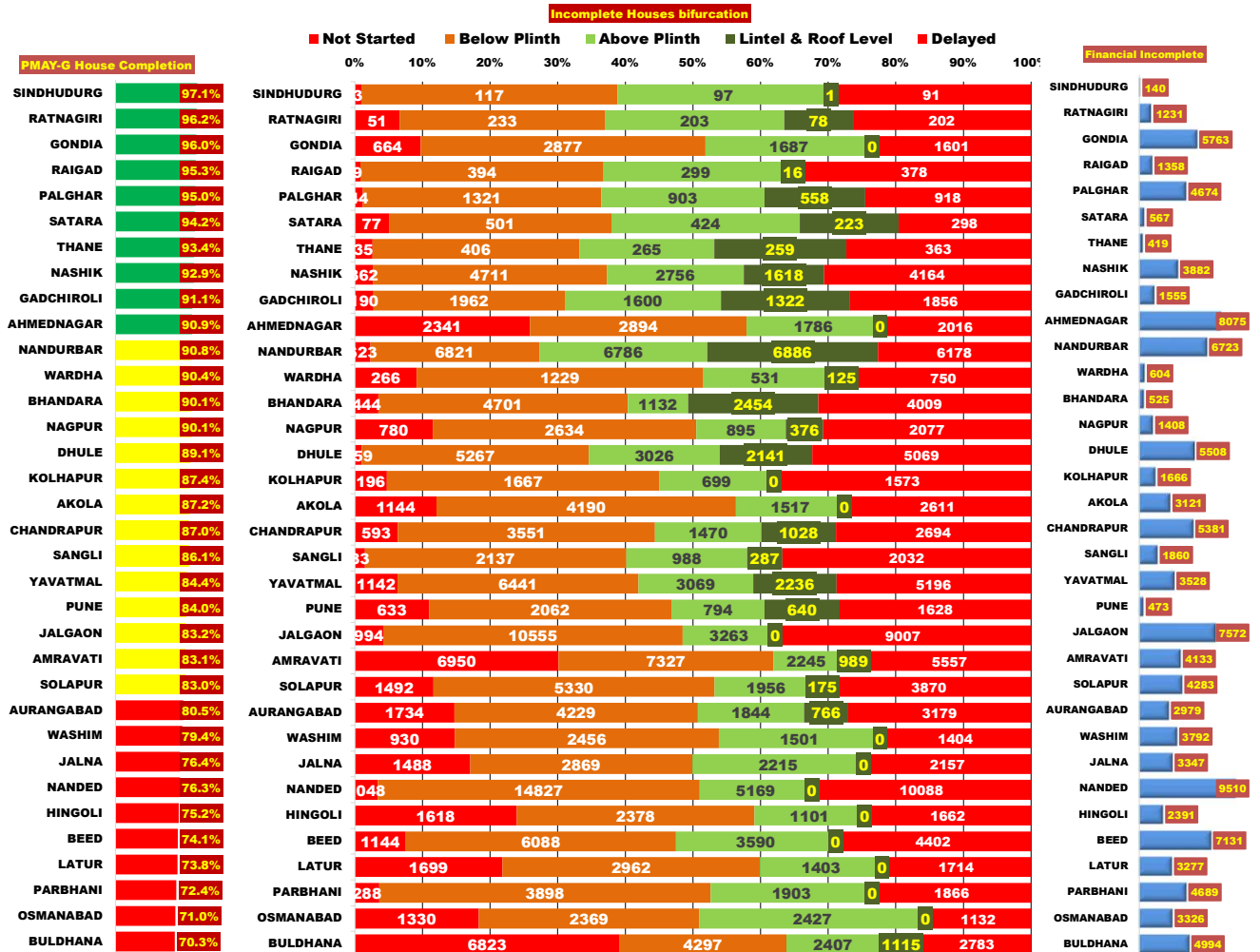
४ था मजला, दक्षिण कक्ष, सिडको भवन, सीबीडी बेलगापुर, नवी मुंबई - ४०० ६१४.

प्रधानमंत्री आवास योजना - ग्रामीण : भूमिहीन लाभार्थी अहवाल

Sr. No.	District	Google Sheet Report			AwaasSoft Report			
		Total Landless	Provided land	Remaining	Landless beneficiaries tagged in AwaasSoft	Landless beneficiaries provided land	Remaining Landless	Remaining Tag (provided land)
1	DHULE	18	18	0	21	21	0	-3
2	GADCHIROLI	9	9	0	9	9	0	0
3	GONDIA	2450	2450	0	2452	2324	128	126
4	KOLHAPUR	257	257	0	244	228	16	29
5	NANDURBAR	0	0	0	0	0	0	0
6	PALGHAR	11	11	0	11	11	0	0
7	RAIGAD	6	6	0	6	6	0	0
8	RATNAGIRI	23	23	0	23	23	0	0
9	SINDHUDURG	420	420	0	416	416	0	4
10	SATARA	789	763	26	792	677	115	86
11	THANE	110	81	29	116	60	56	21
12	NANDED	354	322	32	361	263	98	59
13	BEED	212	125	87	354	66	288	59
14	SANGLI	308	216	92	281	139	142	77
15	NASHIK	1680	1513	167	1708	1458	250	55
16	WARDHA	2081	1914	167	2205	1911	294	3
17	PARBHANI	307	63	244	280	77	203	-14
18	PUNE	2056	1681	375	2048	866	1182	815
19	BHANDARA	4814	4417	397	4814	4500	314	-83
20	CHANDRAPUR	2382	1913	469	2371	1750	621	163
21	NAGPUR	4408	3845	563	4369	3572	797	273
22	WASHIM	2577	1791	786	2611	1481	1130	310
23	AKOLA	6272	5426	846	6217	5383	834	43
24	JALGAON	22282	21427	855	22203	20601	1602	826
25	YAVATMAL	2912	2032	880	3020	1976	1044	56
26	HINGOLI	1713	796	917	1709	466	1243	330
27	JALNA	1359	406	953	1373	85	1288	321
28	LATUR	2178	1194	984	2145	808	1337	386
29	OSMANABAD	2085	1075	1010	2060	102	1958	973
30	AURANGABAD	3266	1700	1566	3155	1805	1350	-105
31	SOLAPUR	5798	4139	1659	5390	3943	1447	196
32	AHMEDNAGAR	7528	5256	2272	7659	5130	2529	126
33	BULDHANA	15230	9711	5519	15578	9619	5959	92
34	AMRAVATI	20602	13802	6800	20094	13639	6455	163
	<b>Total</b>	<b>116497</b>	<b>88802</b>	<b>27695</b>	<b>116095</b>	<b>83415</b>	<b>32680</b>	<b>5592</b>

## प्रधानमंत्री आवास योजना ग्रामीण - पूर्ण घरकूले

Sr. No.	Division	Sanction	03.11.2023	04.11.2023	Daily Achivement	Remaining	Completed & verified	Remaining verified
1	AMRAVATI DIV.	266376	217694	217727	33	48649	210076	7651
2	PUNE DIV.	116657	99975	100003	28	16654	96401	3602
3	NASHIK DIV.	410112	367337	367365	28	42747	347935	19430
4	AURANGABAD DIV.	234018	177135	177158	23	56860	169100	8058
5	NAGPUR DIV.	286928	263207	263224	17	23704	255245	7979
6	KONKAN DIV.	69380	66008	66011	3	3369	64088	1923
<b>Total</b>		<b>1383471</b>	<b>1191356</b>	<b>1191488</b>	<b>132</b>	<b>191983</b>	<b>1142845</b>	<b>48643</b>



प्रधानमंत्री आवास योजना ग्रामीण - पूर्ण घरकूले

Sr. No.	District	Sanction	03.11.2023	04.11.2023	Daily Achivement	Remaining	Completed & verified	Remaining verified
1	SANGLI	20670	17785	17802	17	2868	17175	627
2	NANDURBAR	118692	107769	107782	13	10910	97576	10206
3	NANDED	68525	52302	52313	11	16212	50609	1704
4	AKOLA	47224	41147	41157	10	6067	40411	746
5	BULDHANA	44450	31257	31265	8	13185	29808	1457
6	AMRAVATI	92298	76720	76727	7	15571	74787	1940
7	GONDIA	95769	91926	91932	6	3837	91369	563
8	NASHIK	89278	82966	82972	6	6306	79831	3141
9	YAVATMAL	63386	53468	53474	6	9912	50498	2976
10	AURANGABAD	36139	29070	29075	5	7064	27566	1509
11	BHANDARA	63548	57258	57263	5	6285	54817	2446
12	AHMEDNAGAR	60259	54757	54761	4	5498	53985	776
13	JALNA	24021	18349	18353	4	5668	17463	890
14	KOLHAPUR	16987	14844	14848	4	2139	14533	315
15	NAGPUR	36144	32545	32549	4	3595	31459	1090
16	JALGAON	77258	64260	64263	3	12995	62511	1752
17	SATARA	14359	13520	13523	3	836	13134	389
18	SOLAPUR	45502	37759	37762	3	7740	36549	1213
19	BEED	34654	25673	25675	2	8979	24241	1434
20	CHANDRAPUR	42203	36706	36708	2	5495	35561	1147
21	DHULE	64625	57585	57587	2	7038	54032	3555
22	PALGHAR	35184	33426	33428	2	1756	32358	1070
23	WASHIM	19018	15102	15104	2	3914	14572	532
24	PARBHANI	18719	13543	13544	1	5175	13080	464
25	PUNE	19139	16067	16068	1	3071	15010	1058
26	THANE	9570	8938	8939	1	631	8605	334
27	GADCHIROLI	31605	28802	28802	0	2803	26531	2271
28	HINGOLI	18025	13553	13553	0	4472	13105	448
29	LATUR	20197	14897	14897	0	5300	14479	418
30	OSMANABAD	13738	9748	9748	0	3990	8557	1191
31	RAIGAD	9788	9326	9326	0	462	9070	256
32	RATNAGIRI	9769	9397	9397	0	372	9204	193
33	SINDHUDURG	5069	4921	4921	0	148	4851	70
34	WARDHA	17659	15970	15970	0	1689	15508	462
<b>Total</b>		<b>1383471</b>	<b>1191356</b>	<b>1191488</b>	<b>132</b>	<b>191983</b>	<b>1142845</b>	<b>48643</b>

राज्यपुरस्कृत आवास योजना ग्रामीण - मंजूरी

Sr. No.	Division	Target	03.11.2023	04.11.2023	Daily Achivement	Sanction %	Remaining	Sanction State Rank
1	NAGPUR DIV.	164085	117771	117947	176	71.9%	46138	3
2	NASHIK DIV.	207181	124607	124750	143	60.2%	82431	5
3	AURANGABAD DIV.	273260	183694	183760	88	67.2%	89500	6
4	AMRAVATI DIV.	157836	110139	110203	64	69.8%	47633	4
5	KONKAN DIV.	44680	35938	35939	1	80.4%	8741	1
6	PUNE DIV.	79408	67332	67332	0	84.8%	12076	2
<b>Total</b>		<b>926450</b>	<b>639481</b>	<b>639931</b>	<b>472</b>	<b>69.1%</b>	<b>286519</b>	

Sr. No.	District	Target	03.11.2023	04.11.2023	Daily Achivement	Sanction %	Remaining	Sanction State Rank
1	CHANDRAPUR	54555	36718	36878	160	67.6%	17677	31
2	NANDURBAR	51420	17733	17824	91	34.7%	33596	34
3	OSMANABAD	24177	18781	18862	81	78.0%	5315	17
4	AKOLA	34781	23214	23276	62	66.9%	11505	26
5	NASHIK	49930	25867	25919	52	51.9%	24011	33
6	BHANDARA	22211	17630	17640	10	79.4%	4571	14
7	WARDHA	14707	13693	13699	6	93.1%	1008	4
8	NANDED	34410	22403	22407	4	65.1%	12003	27
9	HINGOLI	38798	23769	23772	3	61.3%	15026	30
10	YAVATMAL	41980	30868	30870	2	73.5%	11110	23
11	RAIGAD	10569	9146	9147	1	86.5%	1422	5
12	AHMEDNAGAR	39938	34895	34895	0	87.4%	5043	15
13	AMRAVATI	36242	22845	22845	0	63.0%	13397	28
14	AURANGABAD	36954	25703	25703	0	69.6%	11251	25
15	BEED	33057	26182	26182	0	79.2%	6875	18
16	BULDHANA	28967	20989	20989	0	72.5%	7978	19
17	DHULE	31476	20316	20316	0	64.5%	11160	24
18	GADCHIROLI	20609	16327	16327	0	79.2%	4282	11
19	GONDIA	18712	14356	14356	0	76.7%	4356	13
20	JALGAON	34417	25796	25796	0	75.0%	8621	20
21	JALNA	41057	21046	21046	0	51.3%	20011	32
22	KOLHAPUR	16830	14882	14882	0	88.4%	1948	7
23	LATUR	35747	26877	26877	0	75.2%	8870	21
24	NAGPUR	33291	19047	19047	0	57.2%	14244	29
25	PALGHAR	16073	11748	11748	0	73.1%	4325	12
26	PUNE	17336	13835	13835	0	79.8%	3501	9
27	RATNAGIRI	7197	6706	6706	0	93.2%	491	3
28	SANGLI	10132	8604	8604	0	84.9%	1528	6
29	SATARA	11532	11532	11532	0	100.0%	0	1
30	SINDHUDURG	2267	2110	2110	0	93.1%	157	2
31	SOLAPUR	23578	18479	18479	0	78.4%	5099	16
32	THANE	8574	6228	6228	0	72.6%	2346	8
33	WASHIM	15866	12223	12223	0	77.0%	3643	10
34	PARBHANI	29060	18933	18911	-22	65.1%	10149	22
<b>Total</b>		<b>926450</b>	<b>639481</b>	<b>639931</b>	<b>472</b>	<b>69.1%</b>	<b>286519</b>	

राज्यपुरस्कृत आवास योजना ग्रामीण - प्रलंबीत मंजूरी

Sr. No.	Division	रमाई आवास योजना	शबरी आवास योजना	आदीम आवास योजना	पारधी आवास योजना	य.च.मु.व योजना	पुण्यश्लोक अहिल्यादेवी होळकर धरकूल योजना	एकूण
1	KONKAN DIV.	1454	7237	25	3	22	0	8741
2	PUNE DIV.	8923	2914	4	55	20	160	12076
3	NAGPUR DIV.	25187	19530	82	2	1321	16	46138
4	AMRAVATI DIV.	28062	18598	135	9	784	45	47633
5	NASHIK DIV.	21447	60853	61	18	23	29	82431
6	AURANGABAD DIV.	59997	25989	238	26	2364	886	89500
	<b>Total</b>	<b>145070</b>	<b>135121</b>	<b>545</b>	<b>113</b>	<b>4534</b>	<b>1136</b>	<b>286519</b>

Sr. No.	District	रमाई आवास योजना	शबरी आवास योजना	आदीम आवास योजना	पारधी आवास योजना	य.च.मु.व योजना	पुण्यश्लोक अहिल्यादेवी होळकर धरकूल योजना	एकूण
1	SATARA	0	0	0	0	0	0	0
2	SINDHUDURG	127	14	16	0	0	0	157
3	RATNAGIRI	384	84	0	1	22	0	491
4	WARDHA	352	654	2	0	0	0	1008
5	RAIGAD	523	897	0	2	0	0	1422
6	SANGLI	1486	30	0	12	0	0	1528
7	KOLHAPUR	1753	35	0	0	0	160	1948
8	THANE	321	2019	6	0	0	0	2346
9	PUNE	854	2609	4	14	20	0	3501
10	WASHIM	2389	1216	0	0	0	38	3643
11	GADCHIROLI	1075	3181	26	0	0	0	4282
12	PALGHAR	99	4223	3	0	0	0	4325
13	GONDIA	2771	1570	0	0	0	15	4356
14	BHANDARA	3064	1444	0	0	62	1	4571
15	AHMEDNAGAR	2655	2388	0	0	0	0	5043
16	SOLAPUR	4830	240	0	29	0	0	5099
17	OSMANABAD	3586	194	0	0	1535	0	5315
18	BEED	5571	1298	0	6	0	0	6875
19	BULDHANA	5765	2206	0	0	0	7	7978
20	JALGAON	3566	5024	0	2	0	29	8621
21	LATUR	7086	933	0	4	14	833	8870
22	PARBHANI	7688	2217	0	0	196	48	10149
23	YAVATMAL	5756	4596	135	1	622	0	11110
24	DHULE	3859	7278	0	0	23	0	11160
25	AURANGABAD	7156	4089	0	6	0	0	11251
26	AKOLA	8924	2580	0	1	0	0	11505
27	NANDED	5149	6608	238	8	0	0	12003
28	AMRAVATI	5228	8000	0	7	162	0	13397
29	NAGPUR	12086	2154	0	0	4	0	14244
30	HINGOLI	6798	8228	0	0	0	0	15026
31	CHANDRAPUR	5839	10527	54	2	1255	0	17677
32	JALNA	16963	2422	0	2	619	5	20011
33	NASHIK	10412	13532	61	6	0	0	24011
34	NANDURBAR	955	32631	0	10	0	0	33596
	<b>Total</b>	<b>145070</b>	<b>135121</b>	<b>545</b>	<b>113</b>	<b>4534</b>	<b>1136</b>	<b>286519</b>

राज्यपुरस्कृत आवास योजना ग्रामीण - पूर्ण घरकूले

Sr. No.	Division	Sanction	03.11.2023	04.11.2023	Daily Achivement	Completion %	Remaining	To be Completed in Per Day till 30.11.23
1	NASHIK DIV.	124750	95363	95421	58	76.5%	29329	1128
2	AURANGABAD DIV.	183760	123674	123723	49	67.3%	60037	2309
3	NAGPUR DIV.	117947	76596	76627	31	65.0%	41320	1589
4	AMRAVATI DIV.	110203	75873	75898	25	68.9%	34305	1319
5	PUNE DIV.	67332	54745	54765	20	81.3%	12567	483
6	KONKAN DIV.	35939	26829	26842	13	74.7%	9097	350
	<b>Total</b>	<b>639931</b>	<b>453080</b>	<b>453276</b>	<b>196</b>	<b>70.8%</b>	<b>186655</b>	<b>7179</b>

Sr. No.	District	Sanction	03.11.2023	04.11.2023	Daily Achivement	Completion %	Remaining	To be Completed in Per Day till 30.11.23
1	AHMEDNAGAR	34895	30350	30372	22	87.0%	4523	174
2	AURANGABAD	25703	18114	18132	18	70.5%	7571	291
3	CHANDRAPUR	36878	20497	20513	16	55.6%	16365	629
4	AKOLA	23276	14893	14907	14	64.0%	8369	322
5	DHULE	20316	14470	14483	13	71.3%	5833	224
6	JALGAON	25796	19392	19404	12	75.2%	6392	246
7	NANDED	22407	14357	14366	9	64.1%	8041	309
8	PALGHAR	11748	8720	8729	9	74.3%	3019	116
9	NASHIK	25919	19787	19795	8	76.4%	6124	236
10	NAGPUR	19047	9858	9865	7	51.8%	9182	353
11	OSMANABAD	18862	11535	11542	7	61.2%	7320	282
12	GONDIA	14356	11318	11324	6	78.9%	3032	117
13	SANGLI	8604	7332	7338	6	85.3%	1266	49
14	SATARA	11532	10002	10008	6	86.8%	1524	59
15	YAVATMAL	30870	20754	20759	5	67.2%	10111	389
16	BEED	26182	18146	18150	4	69.3%	8032	309
17	PARBHANI	18911	14614	14618	4	77.3%	4293	165
18	PUNE	13835	10605	10609	4	76.7%	3226	124
19	RAIGAD	9147	5463	5467	4	59.8%	3680	142
20	AMRAVATI	22845	16220	16223	3	71.0%	6622	255
21	BULDHANA	20989	15549	15552	3	74.1%	5437	209
22	HINGOLI	23772	11954	11957	3	50.3%	11815	454
23	KOLHAPUR	14882	11090	11093	3	74.5%	3789	146
24	NANDURBAR	17824	11364	11367	3	63.8%	6457	248
25	JALNA	21046	13803	13805	2	65.6%	7241	279
26	LATUR	26877	21151	21153	2	78.7%	5724	220
27	BHANDARA	17640	13090	13091	1	74.2%	4549	175
28	GADCHIROLI	16327	12106	12107	1	74.2%	4220	162
29	SOLAPUR	18479	15716	15717	1	85.1%	2762	106
30	RATNAGIRI	6706	6296	6296	0	93.9%	410	16
31	SINDHUDURG	2110	2026	2026	0	96.0%	84	3
32	THANE	6228	4324	4324	0	69.4%	1904	73
33	WARDHA	13699	9727	9727	0	71.0%	3972	153
34	WASHIM	12223	8457	8457	0	69.2%	3766	145
	<b>Total</b>	<b>639931</b>	<b>453080</b>	<b>453276</b>	<b>196</b>	<b>70.8%</b>	<b>186655</b>	<b>7179</b>

राज्य योजना अपूर्ण घरकुले

Sr. No.	Division	रमाई आवास योजना	शबरी आवास योजना	आदीम आवास योजना	पारधी आवास योजना	व.च.मु.व योजना	पुण्यश्लोक अहिल्यादेवी होळकर घरकुल योजना	एकूण
1	KONKAN DIV.	971	7709	402	0	3	12	9097
2	PUNE DIV.	10478	1569	56	55	52	357	12567
3	NASHIK DIV.	10855	18056	25	108	122	163	29329
4	AMRAVATI DIV.	18686	11635	2088	185	1634	77	34305
5	NAGPUR DIV.	12642	22605	782	21	5249	21	41320
6	AURANGABAD DIV.	47896	9695	42	61	2044	299	60037
	<b>Total</b>	<b>101528</b>	<b>71269</b>	<b>3395</b>	<b>430</b>	<b>9104</b>	<b>929</b>	<b>186655</b>

Sr. No.	District	रमाई आवास योजना	शबरी आवास योजना	आदीम आवास योजना	पारधी आवास योजना	व.च.मु.व योजना	पुण्यश्लोक अहिल्यादेवी होळकर घरकुल योजना	एकूण
1	SINDHUDURG	83	1	0	0	0	0	84
2	RATNAGIRI	383	20	4	0	3	0	410
3	SANGLI	1256	7	0	3	0	0	1266
4	SATARA	1474	26	0	0	24	0	1524
5	THANE	232	1505	167	0	0	0	1904
6	SOLAPUR	2674	69	0	8	11	0	2762
7	PALGHAR	63	2853	103	0	0	0	3019
8	GONDIA	1704	1328	0	0	0	0	3032
9	PUNE	1671	1455	56	44	0	0	3226
10	RAIGAD	210	3330	128	0	0	12	3680
11	WASHIM	2853	910	0	2	0	1	3766
12	KOLHAPUR	3403	12	0	0	17	357	3789
13	WARDHA	1626	2103	242	1	0	0	3972
14	GADCHIROLI	1281	2667	272	0	0	0	4220
15	PARBHANI	2860	994	0	0	237	202	4293
16	AHMEDNAGAR	2474	2014	0	15	20	0	4523
17	BHANDARA	2240	1089	0	0	1199	21	4549
18	BULDHANA	4339	1005	0	17	0	76	5437
19	LATUR	5555	116	0	0	53	0	5724
20	DHULE	2073	3645	0	13	102	0	5833
21	NASHIK	2346	3727	25	26	0	0	6124
22	JALGAON	3052	3123	0	54	0	163	6392
23	NANDURBAR	910	5547	0	0	0	0	6457
24	AMRAVATI	3070	3412	0	28	112	0	6622
25	JALNA	5481	65	0	6	1592	97	7241
26	OSMANABAD	6972	145	0	41	162	0	7320
27	AURANGABAD	6287	1278	0	6	0	0	7571
28	BEED	7600	424	0	8	0	0	8032
29	NANDED	7585	414	42	0	0	0	8041
30	AKOLA	6306	2037	0	26	0	0	8369
31	NAGPUR	776	8395	0	6	5	0	9182
32	YAVATMAL	2118	4271	2088	112	1522	0	10111
33	HINGOLI	5556	6259	0	0	0	0	11815
34	CHANDRAPUR	5015	7023	268	14	4045	0	16365
	<b>Total</b>	<b>101528</b>	<b>71269</b>	<b>3395</b>	<b>430</b>	<b>9104</b>	<b>929</b>	<b>186655</b>



प्रधानमंत्री आवास योजना ग्रामीण - हप्ते वितरण

Sr. No.	Division	1st Installment (Daily Achivement)	1st Installment Remaining	2nd Installment (Daily Achivement)	2nd Installment Remaining	3rd Installment (Daily Achivement)	3rd Installment Remaining
1	NASHIK DIV.	0	4479	0	30248	0	17617
2	AMRAVATI DIV.	0	16989	0	24711	0	10739
3	AURANGABAD DIV.	0	10349	0	39620	0	19652
4	NAGPUR DIV.	0	2937	0	16954	0	7315
5	KONKAN DIV.	0	142	0	2471	0	1767
6	PUNE DIV.	0	2481	0	11697	0	4861
	<b>Total</b>	<b>0</b>	<b>37377</b>	<b>0</b>	<b>125701</b>	<b>0</b>	<b>61951</b>

Sr. No.	District	1st Installment (Daily Achivement)	1st Installment Remaining	2nd Installment (Daily Achivement)	2nd Installment Remaining	3rd Installment (Daily Achivement)	3rd Installment Remaining
1	AHMEDNAGAR	0	2341	0	2894	0	1786
2	AKOLA	0	1144	0	4190	0	1517
3	AMRAVATI	0	6950	0	7327	0	2245
4	AURANGABAD	0	1734	0	4229	0	1844
5	BEED	0	1144	0	6088	0	3590
6	BHANDARA	0	444	0	4701	0	1132
7	BULDHANA	0	6823	0	4297	0	2407
8	CHANDRAPUR	0	593	0	3551	0	1470
9	DHULE	0	159	0	5267	0	3026
10	GADCHIROLI	0	190	0	1962	0	1600
11	GONDIA	0	664	0	2877	0	1687
12	HINGOLI	0	1618	0	2378	0	1101
13	JALGAON	0	994	0	10555	0	3263
14	JALNA	0	1488	0	2869	0	2215
15	KOLHAPUR	0	196	0	1667	0	699
16	LATUR	0	1699	0	2962	0	1403
17	NANDED	0	1048	0	14827	0	5169
18	NANDURBAR	0	623	0	6821	0	6786
19	NASHIK	0	362	0	4711	0	2756
20	OSMANABAD	0	1330	0	2369	0	2427
21	PALGHAR	0	44	0	1321	0	903
22	PARBHANI	0	288	0	3898	0	1903
23	PUNE	0	633	0	2062	0	794
24	RATNAGIRI	0	51	0	233	0	203
25	SANGLI	0	83	0	2137	0	988
26	SINDHUDURG	0	3	0	117	0	97
27	SOLAPUR	0	1492	0	5330	0	1956
28	THANE	0	35	0	406	0	265
29	WARDHA	0	266	0	1229	0	531
30	WASHIM	0	930	0	2456	0	1501
31	YAVATMAL	0	1142	0	6441	0	3069
32	RAIGAD	-2	9	0	394	0	299
33	SATARA	-2	77	0	501	0	424
34	NAGPUR	-12	780	-1	2634	0	895
	<b>Total</b>	<b>0</b>	<b>37377</b>	<b>0</b>	<b>125701</b>	<b>0</b>	<b>61951</b>

राज्यपुरस्कृत आवास योजना ग्रामीण - हप्ते वितरण

Sr. No.	Division	1st Installment (Daily Achivement)	1st Installment Remaining	2nd Installment (Daily Achivement)	2nd Installment Remaining	3rd Installment (Daily Achivement)	3rd Installment Remaining
1	NASHIK DIV.	0	5765	0	12154	0	5854
2	AMRAVATI DIV.	0	7196	0	17199	0	5041
3	AURANGABAD DIV.	0	11948	0	30543	0	12147
4	NAGPUR DIV.	0	9965	0	22441	0	4115
5	KONKAN DIV.	0	1628	0	4535	0	1289
6	PUNE DIV.	0	3985	0	4844	0	1855
	<b>Total</b>	<b>0</b>	<b>40487</b>	<b>0</b>	<b>91716</b>	<b>0</b>	<b>30301</b>

Sr. No.	District	1st Installment (Daily Achivement)	1st Installment Remaining	2nd Installment (Daily Achivement)	2nd Installment Remaining	3rd Installment (Daily Achivement)	3rd Installment Remaining
1	AHMEDNAGAR	0	261	0	2666	0	1224
2	AKOLA	0	3335	0	3676	0	1013
3	AMRAVATI	0	805	0	3887	0	1011
4	AURANGABAD	0	1585	0	3019	0	1462
5	BEED	0	1039	0	3454	0	2437
6	BHANDARA	0	1195	0	2073	0	355
7	BULDHANA	0	533	0	2053	0	937
8	CHANDRAPUR	0	2366	0	10646	0	1597
9	DHULE	0	180	0	2595	0	1483
10	GADCHIROLI	0	493	0	1803	0	976
11	GONDIA	0	869	0	1250	0	516
12	HINGOLI	0	2702	0	6603	0	1685
13	JALGAON	0	609	0	3270	0	1417
14	JALNA	0	1216	0	3188	0	1596
15	KOLHAPUR	0	2393	0	983	0	230
16	LATUR	0	858	0	2588	0	1418
17	NAGPUR	0	3471	0	4818	0	420
18	NANDED	0	1844	0	5137	0	1440
19	NANDURBAR	0	3359	0	994	0	801
20	NASHIK	0	1356	0	2629	0	929
21	OSMANABAD	0	2036	0	3878	0	1193
22	PALGHAR	0	51	0	1571	0	574
23	PARBHANI	0	668	0	2676	0	916
24	PUNE	0	772	0	1250	0	459
25	RATNAGIRI	0	57	0	112	0	72
26	SANGLI	0	221	0	568	0	248
27	SINDHUDURG	0	2	0	52	0	13
28	SOLAPUR	0	512	0	1245	0	553
29	THANE	0	680	0	847	0	144
30	WARDHA	0	1571	0	1851	0	251
31	WASHIM	0	1388	0	1615	0	616
32	YAVATMAL	0	1135	0	5968	0	1464
33	RAIGAD	-1	838	0	1953	0	486
34	SATARA	-1	87	0	798	0	365
	<b>Total</b>	<b>0</b>	<b>40487</b>	<b>0</b>	<b>91716</b>	<b>0</b>	<b>30301</b>

राज्य योजना: पहिला हप्ता प्रलंबीत

Sr. No.	Division	रमाई आवास योजना	शबरी आवास योजना	आदीम आवास योजना	पारधी आवास योजना	य.च.मु.व योजना	पुण्यश्लोक अहिल्यादेवी होळकर घरकुल योजना	एकूण
1	KONKAN DIV.	118	1483	27	0	0	0	1628
2	PUNE DIV.	3268	626	7	15	13	56	3985
3	NASHIK DIV.	502	5221	0	5	9	28	5765
4	AMRAVATI DIV.	4557	1802	140	18	678	1	7196
5	NAGPUR DIV.	3056	5659	173	2	1074	1	9965
6	AURANGABAD DIV.	8699	2327	13	21	682	206	11948
	<b>Total</b>	<b>20200</b>	<b>17118</b>	<b>360</b>	<b>61</b>	<b>2456</b>	<b>292</b>	<b>40487</b>

Sr. No.	District	रमाई आवास योजना	शबरी आवास योजना	आदीम आवास योजना	पारधी आवास योजना	य.च.मु.व योजना	पुण्यश्लोक अहिल्यादेवी होळकर घरकुल योजना	एकूण
1	SINDHUDURG	2	0	0	0	0	0	2
2	PALGHAR	2	46	3	0	0	0	51
3	RATNAGIRI	56	1	0	0	0	0	57
4	SATARA	80	2	0	0	5	0	87
5	DHULE	45	129	0	0	6	0	180
6	SANGLI	217	4	0	0	0	0	221
7	AHMEDNAGAR	130	126	0	2	3	0	261
8	GADCHIROLI	142	333	18	0	0	0	493
9	SOLAPUR	497	8	0	1	6	0	512
10	BULDHANA	254	278	0	0	0	1	533
11	JALGAON	249	329	0	3	0	28	609
12	PARBHANI	162	181	0	0	123	202	668
13	THANE	24	640	16	0	0	0	680
14	PUNE	140	611	7	14	0	0	772
15	AMRAVATI	287	496	0	3	19	0	805
16	RAIGAD	34	796	8	0	0	0	838
17	LATUR	789	16	0	0	53	0	858
18	GONDIA	657	212	0	0	0	0	869
19	BEED	910	123	0	6	0	0	1039
20	YAVATMAL	4	318	140	14	659	0	1135
21	BHANDARA	1011	85	0	0	98	1	1195
22	JALNA	749	9	0	1	453	4	1216
23	NASHIK	73	1283	0	0	0	0	1356
24	WASHIM	1215	173	0	0	0	0	1388
25	WARDHA	524	908	139	0	0	0	1571
26	AURANGABAD	1184	398	0	3	0	0	1585
27	NANDED	1736	95	13	0	0	0	1844
28	OSMANABAD	1957	15	0	11	53	0	2036
29	CHANDRAPUR	647	726	16	1	976	0	2366
30	KOLHAPUR	2334	1	0	0	2	56	2393
31	HINGOLI	1212	1490	0	0	0	0	2702
32	AKOLA	2797	537	0	1	0	0	3335
33	NANDURBAR	5	3354	0	0	0	0	3359
34	NAGPUR	75	3395	0	1	0	0	3471
	<b>Total</b>	<b>20200</b>	<b>17118</b>	<b>360</b>	<b>61</b>	<b>2456</b>	<b>292</b>	<b>40487</b>

## प्रधानमंत्री आवास योजना ग्रामीण - Delayed Houses

■ पहिला हप्ता मिळाल्यानंतर १२ महिने उलटूनही अपूर्ण घरकुले
 ■ पहिला हप्ता मिळाल्यानंतर १८ महिने उलटूनही अपूर्ण घरकुले
 ■ पहिला हप्ता मिळाल्यानंतर २० दिवसानंतरही दुसरा हप्ता न मिळालेले घरकुले
 ■ दुसरा हप्ता मिळाल्यानंतर २० दिवसानंतरही तिसरा हप्ता न मिळालेले घरकुले
 ■ तिसरा हप्ता मिळाल्यानंतर २० दिवसानंतरही अपूर्ण घरांची संख्या

जिल्हा	पहिला हप्ता मिळाल्यानंतर १२ महिने उलटूनही अपूर्ण घरकुले	पहिला हप्ता मिळाल्यानंतर १८ महिने उलटूनही अपूर्ण घरकुले	पहिला हप्ता मिळाल्यानंतर २० दिवसानंतरही दुसरा हप्ता न मिळालेले घरकुले	दुसरा हप्ता मिळाल्यानंतर २० दिवसानंतरही तिसरा हप्ता न मिळालेले घरकुले	तिसरा हप्ता मिळाल्यानंतर २० दिवसानंतरही अपूर्ण घरांची संख्या
AHMEDNAGAR	2016	1388	2865	1574	21
AKOLA	2611	2149	3692	1152	32
AMRAVATI	5557	3989	7083	1808	234
AURANGABAD	3179	1424	4022	1360	147
BEED	4402	1296	5852	2370	116
BHANDARA	4009	2623	4184	792	223
BULDHANA	2783	1318	4140	1916	325
CHANDRAPUR	2694	1620	3468	1319	507
DHULE	5069	2862	5250	2402	246
GADCHIROLI	1856	1367	1945	1487	147
GONDIA	1601	1136	2825	1470	155
HINGOLI	1662	624	2323	853	45
JALGAON	9007	5679	10410	2569	166
JALNA	2157	772	2751	1717	146
KOLHAPUR	1573	1040	1607	572	27
LATUR	1714	531	2929	1106	68
NAGPUR	2077	1813	2541	816	67
NANDED	10088	6675	14381	3856	33
NANDURBAR	6178	3252	6781	6114	688
NASHIK	4164	3176	4626	2426	246
OSMANABAD	1132	584	1921	2206	7
PALGHAR	918	290	1337	846	110
PARBHANI	1866	574	3817	1472	32
PUNE	1628	1153	1972	683	74
RAIGAD	378	307	391	278	13
RATNAGIRI	202	44	228	191	25
SANGLI	2032	1541	2082	701	81
SATARA	298	174	475	323	43
SINDHUDURG	91	36	116	95	7
SOLAPUR	3870	2956	4795	1338	53
THANE	363	105	415	232	57
WARDHA	750	586	1109	499	56
WASHIM	1404	660	2287	1198	19
YAVATMAL	5196	2919	6179	2652	489